


IFP DP101 / DP102 IFP DG101 / DG102

Pump / Valve Combination Units for the Dump Truck and Trailer Industry




IFP DP102

- Air Shift Kits available
- Pressure to 2500 PSI
- Flows to 48 GPM @ 1800 RPM
- Built in relief valve
- Mounting & Parts Interchangeable with Parker / Commercial Intertech Permco, Muncie and all existing C101 / C102 installations

OPERATING SPECIFICATIONS

Model No.	Max pressure	Flow @ 1800 RPM
IFP DP101-2.0" Gear	2500 psi	39 GPM
IFP DP101-2.5" Gear	2500 psi	48 GPM
IFP DP102-2.0" Gear	2500 psi	39 GPM
IFP DP102-2.5" Gear	2500 psi	48 GPM
IFP DG101-2" Gear	2500 psi	29 GPM
IFP DG102-2" Gear	2500 psi	29 GPM



IFP DP101

★ **Q.C. Assured**

IN STOCK IFP GEAR PUMP ASSEMBLIES FOR THE REFUSE & MOBILE EQUIPMENT MARKET

****UNITS & PARTS REPLACE: PARKER / COMMERCIAL INTERTECH, PERMCO, MUNCIE & OTHERS ****

IFP IP2000 Series




Specifications

- 3.94 in³/rev
 - Shaft SAE-B 7/8-13 teeth
 - Mounting - SAE B 2 & 4 bolts
 - Maximum pressure - 2500 PSI
 - Maximum speed - 2500 RPM
- (Other shafts / mountings / displacements available)

APPLICATIONS

SNOW PLOWS
HOISTS
LIFT GATES
TOW TRUCKS
OTHER MOBILE
EQUIPMENT

IFP IP5100 Series



Specifications

- 6.38 in³/rev
 - Shaft SAE-B 7/8-13 teeth
 - Mounting - SAE B 4 bolts
 - Maximum pressure - 3000 PSI
 - Maximum speed - 2400 RPM
- (Other shafts / mountings / displacements available)

APPLICATIONS

UTILITY TRUCKS
AERIAL LIFTS
TRANSFER AND
LIVE FLOOR TRAILERS
AND OTHER MOBILE
EQUIPMENT

IFP IP7600 Series



Specifications

- 9.22 in³/rev
 - Shaft SAE-C 11/4-KEYED
 - Mounting - SAE C 4 bolts
 - Maximum pressure - 3000 PSI
 - Maximum speed - 2400 RPM
- (Other shafts / mountings / displacements available)

APPLICATIONS

REFUSE EQUIPMENT
SOLID WASTE PACKERS
OTHER MOBILE
EQUIPMENT

West Coast Toll Free: 1-800-432-6405 East Coast Toll Free: 1-800-363-8446