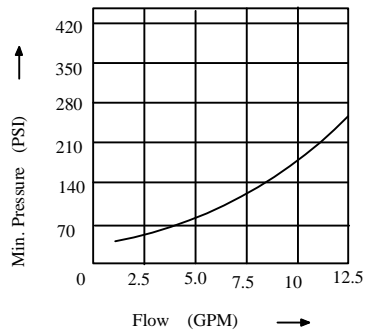


# IFP MRV03 RELIEF VALVE MODULE

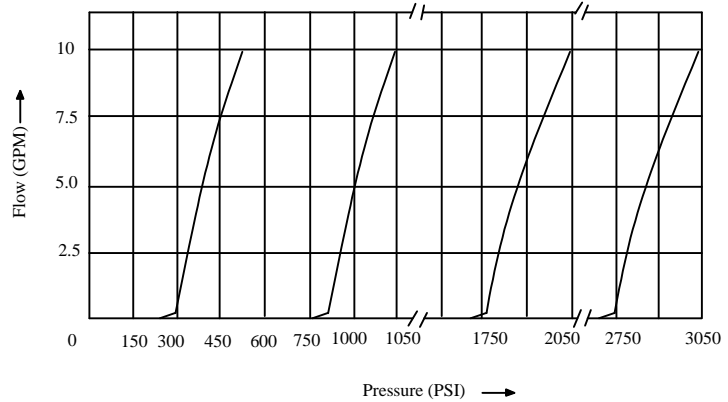


## PERFORMANCE CURVES Viscosity (100-150 SUS)

MRV-03-\*- 1  
Flow-Min. Pressure characteristic

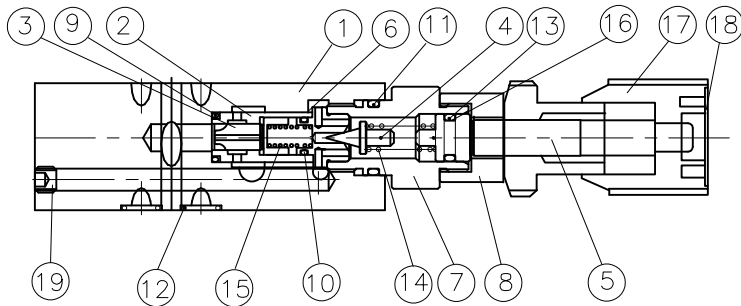


MRV-03-\*- 1  
Pressure - Flow characteristic



## CROSS SECTION DIAGRAM

MRV-03-P-\*



NO.	DESCRIPTION
1	BODY
2	SLEEVE
3	SPOOL
4	POPPET
5	SCREW
6	SEAT
7	RETAINER
8	BUSHING
9	O-RING
10	O-RING
11	O-RING
12	O-RING
13	O-RING
14	SPRING
15	SPRING
16	BACK-UP RING
17	KNOB UNIT
18	PLATE
19	PLUG

NO.	PARTS NAME	PARTS NO.	Q'TY			
			P	W	A	B
9	O-RING	P14, 70°	1	2	1	1
10	O-RING	AS568-013,90°	1	2	1	1
11	O-RING	P18,90°	1	2	1	1
12	O-RING	P9,90°	4	4	4	4
13	O-RING	P10A,70°	1	2	1	1