
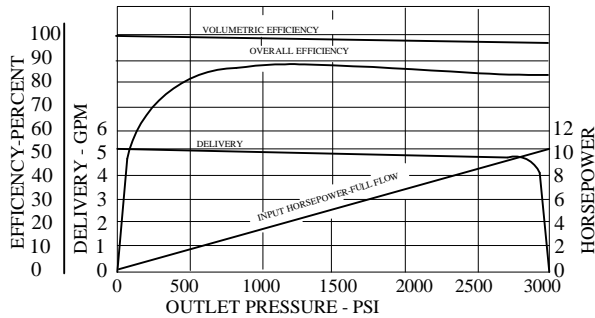


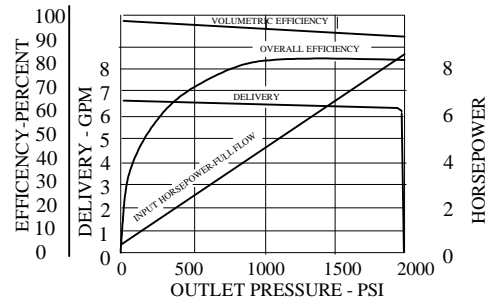
# IFF PVB PISTON PUMP PERFORMANCE CURVES



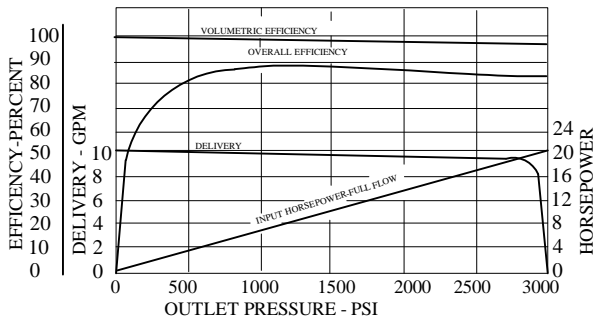
MODEL PVB5  
BASED ON OIL TEMPERATURE OF 120° F  
(100 SUS)  
1800 RPM INPUT-ATMOSPHERIC INLET



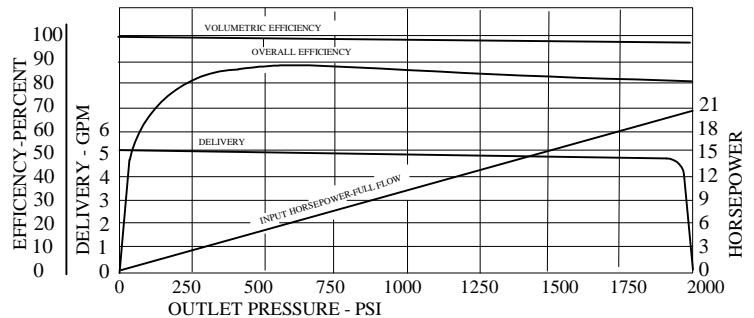
MODEL PVB6  
BASED ON OIL TEMPERATURE OF 120° F  
(100 SUS)  
1800 RPM INPUT-ATMOSPHERIC INLET



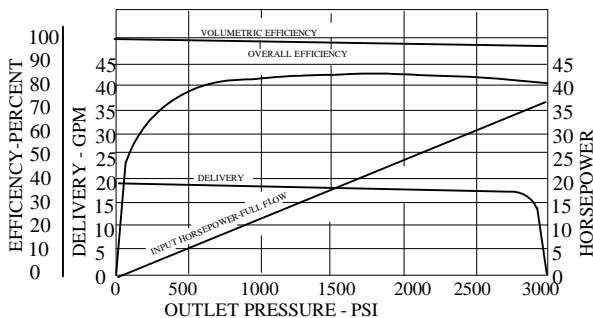
MODEL PVB10  
BASED ON OIL TEMPERATURE OF 120° F  
(100 SUS)  
1800 RPM INPUT-ATMOSPHERIC INLET



MODEL PVB15  
BASED ON OIL TEMPERATURE OF 120° F  
(100 SUS)  
1800 RPM INPUT-ATMOSPHERIC INLET



MODEL PVB20  
BASED ON OIL TEMPERATURE OF 120° F  
(100 SUS)  
1800 RPM INPUT-ATMOSPHERIC INLET



MODEL PVB29  
BASED ON OIL TEMPERATURE OF 120° F  
(100 SUS)  
1800 RPM INPUT-ATMOSPHERIC INLET

