


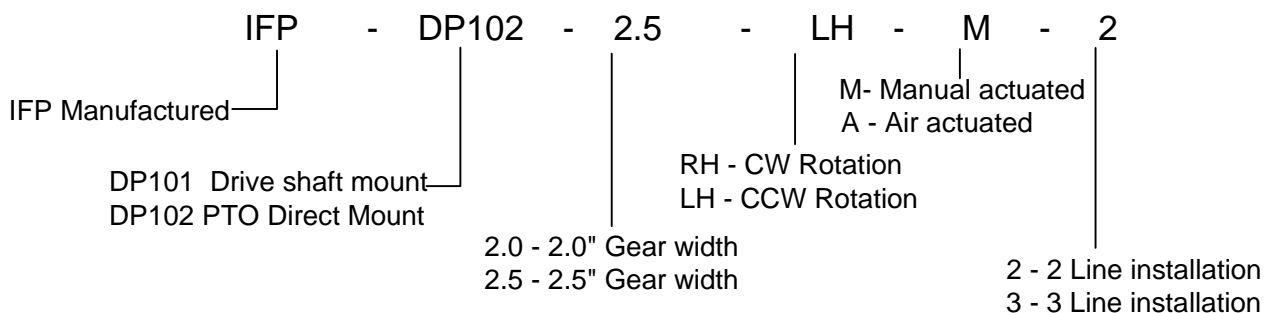
IFP DP101/DP102 CAST IRON PUMP/VALVE COMBINATION



- * Rugged Cast Iron Construction
- * Interchangeable Parts
- * Optional Mounting
- * Optional Air shift actuation
- * High performance



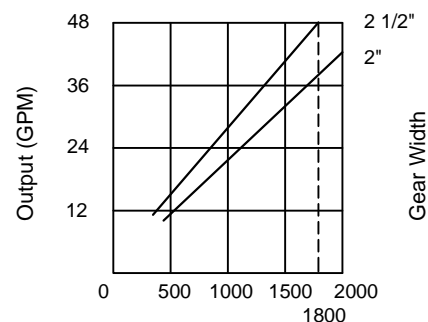
◆ Dump Pump/Valve Ordering Specification



TECHNICAL DATA

Model series	Maximum psi	GPM @1800 RPM		MAXIMUM SPEED
		2"	2.5"	
DP101	2500	39	48	2400
DP102	2500	39	48	2400

IFP DP101/102



IFP offers a complete line of rugged cast iron pump / valve combination for the dump truck and trailer industry. Units are available for SAE-B PTO mounting (DP102) or remote drive shaft mounting (DP101). Units are supplied with full flow adjustable main relief valves to protect the pump and cylinder from overloading and shock loads. A three position valve assembly controls the raising, holding and lowering of a single acting cylinder, control valve can be cab operated using mechanical cable actuation or air shift control. Installation can be either 2 line or three line type using the sleeve supplied see page E4.2 .