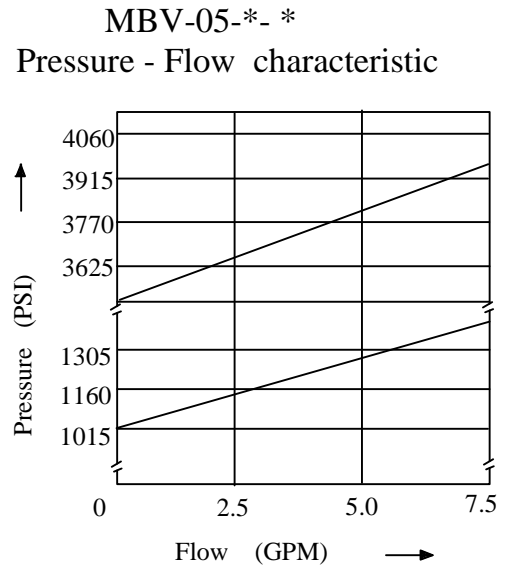
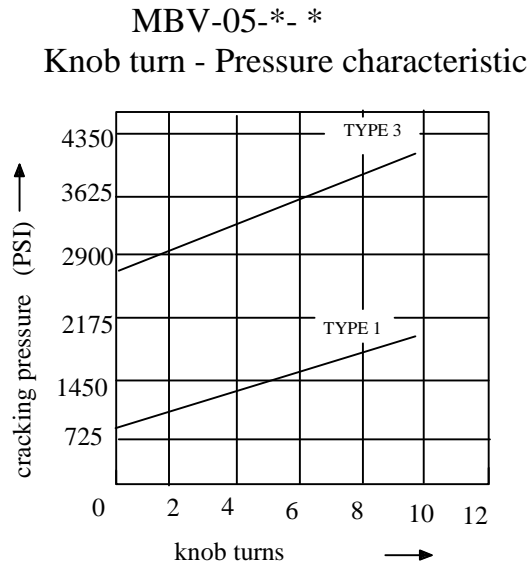


IFP MBV05 BREAK VALVE MODULE

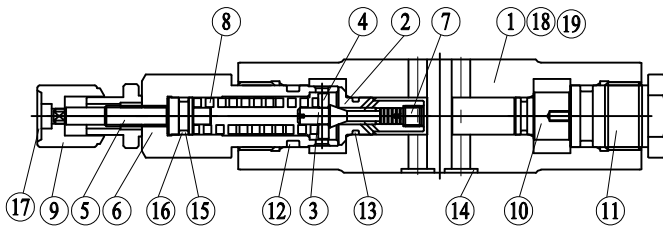


PERFORMANCE CURVES Viscosity (100-150 SUS)



CROSS SECTION DIAGRAM

MBV-05-*-*



NO.	DESCRIPTION
1	BODY
2	SEAT
3	POPPET
4	GUIDE
5	SCREW
6	RETAINER
7	ORIFICE
8	SPRING
9	KNOB UNIT
10	PLUG
11	NUT
12	O-RING
13	O-RING
14	O-RING
15	O-RING
16	BACK-UP RING
17	PLATE
18	NAME PLATE
19	RIVET

NO.	PARTS NAME	PARTS NO.	Q'TY		
			W	A	B
12	O-RING	P30,90°	2	2	2
13	O-RING	P14,90°	2	2	2
15	O-RING	AS-568-014	5	5	5
15	O-RING	P14,70°	2	1	1