

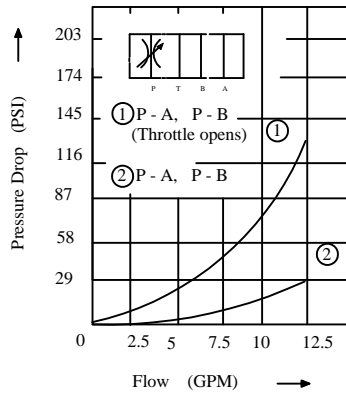
IFP MTV03 FLOW REGULATOR MODULE



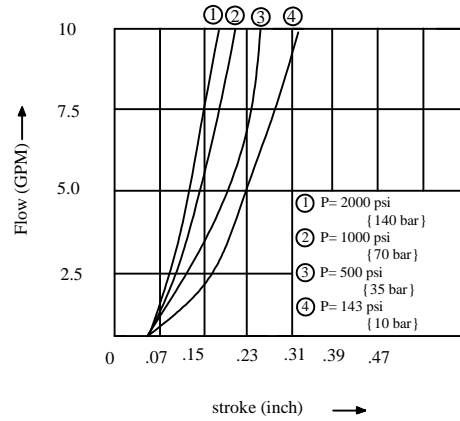
PERFORMANCE CURVES Viscosity (100-150 SUS)

MTV-03-P

Pressure Drop characteristic

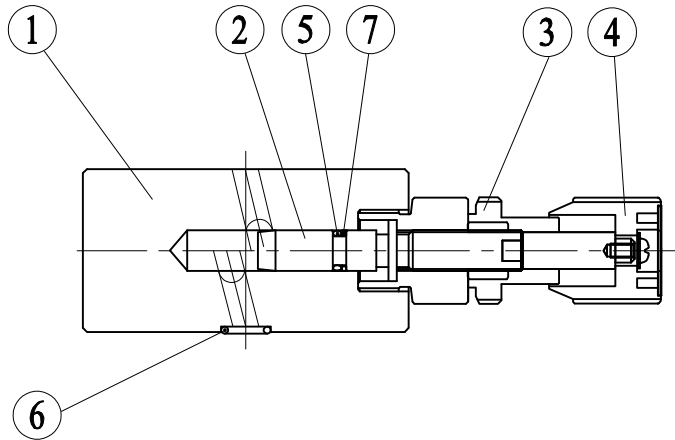


Stroke - Flow characteristic
MTV-03-P
MTV-03-T



CROSS SECTION DIAGRAM

MTV-03-P



NO. | PARTS NAME

1	BODY
2	SCREW
3	LOCKING NUT
4	AJUSTMENT ELEMENT
5	O-RING
6	O-RING
7	BACK-UP RING

NO.	PARTS NAME	PARTS NO.	QTY
5	O-RING	P8, 70°	1
6	O-RING	P26, 90°	4