

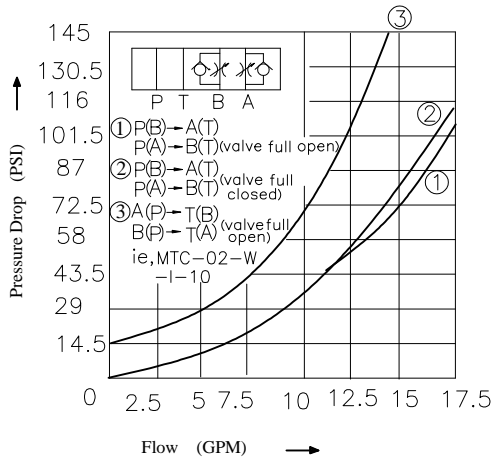
# IFP MTC05 FLOW REGULATOR MODULE/ CHECK VALVE



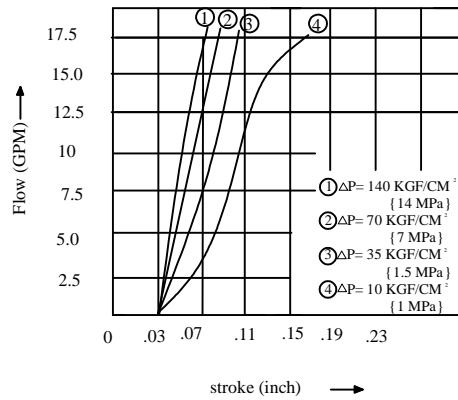
## PERFORMANCE CURVES Viscosity (100-150 SUS)

MTC-05-W-\*

Pressure Drop characteristic

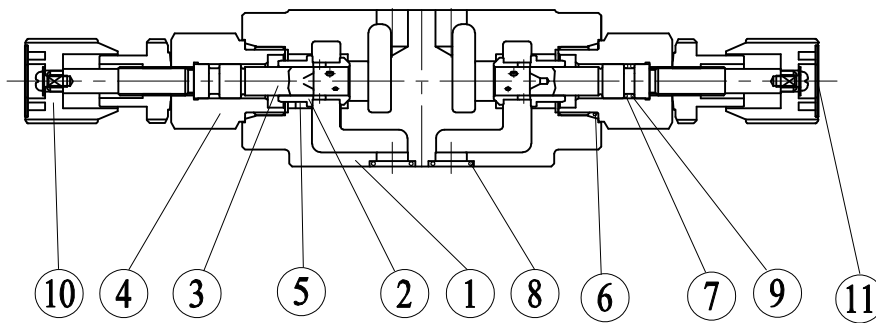


Stroke - Flow characteristic



## CROSS SECTION DIAGRAM

MTC-05-W-\*



NO.	DESCRIPTION
1	BODY
2	THROTTLE
3	ADJUST SCREW
4	RETAINER
5	SPRING
6	O-RING
7	O-RING
8	O-RING
9	B/U RING
10	KNOB UNIT
11	PLATE

NO.	DESCRIPTION	PART NO.	QTY
6	O-RING	P22, 90°	2
7	O-RING	P8, 90°	2
8	O-RING	AS-568-014	5