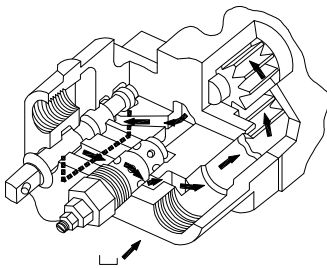


# IFP G101 / G102 SERIES INSTALLATION INSTRUCTIONS



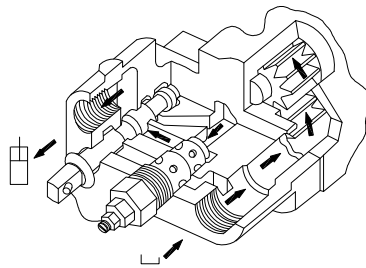
## 2-line installation

One line to cylinder, one line to the reservoir. For intermittent operation only.



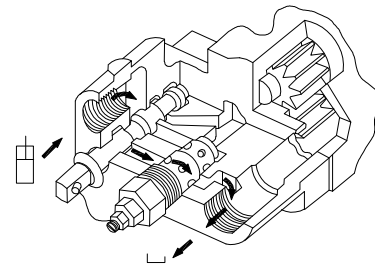
### Spool in Neutral Position:

Oil recirculates internally.



### Spool in Raise Position:

Oil is routed through work port to raise the cylinder.

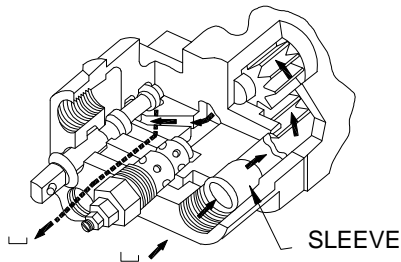


### Spool in Lower Position:

Oil flows from the cylinder through the relief valve to return to tank.

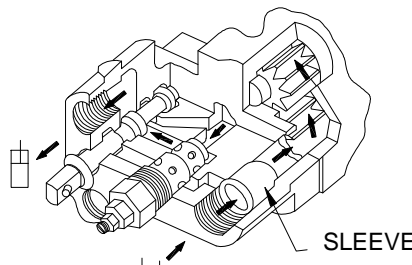
## 3-line installation

One line to cylinder, two lines to the reservoir. For continuous or intermittent operation.



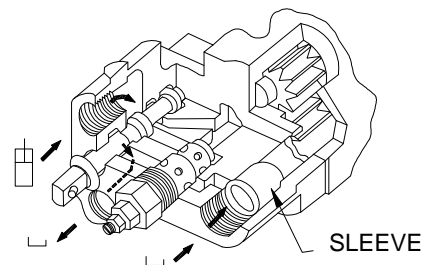
### Spool in Neutral Position:

Oil circulates through the pump and returns to tank



### Spool in Raise Position:

Oil is routed through work port to raise the cylinder.



### Spool in Lower Position:

Oil flows from the cylinder through the bottom port and returns to tank.

Note: Three line installation is recommended whenever possible by installing the sleeve supplied in the inlet port and connecting the optional return line to tank. This configuration maintains a lower operating temperature and a return line filter can be installed to filter return flow. Two line installations are for intermittent operation only.